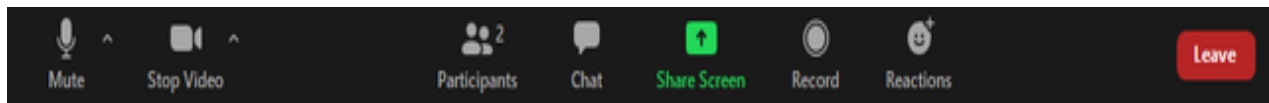





Zoom Tips


PARTICIPANT CONTROLS at the bottom of your screen.




Unmute  / **Mute**  unmutes and mutes your microphone. *Keep yourself muted.*

Start Video  / **Stop Video**  turns your camera off and on.

Participants  lists who's in the meeting. **Rename** yourself by hovering over your display name and clicking **More**.

Chat  opens the chat window.

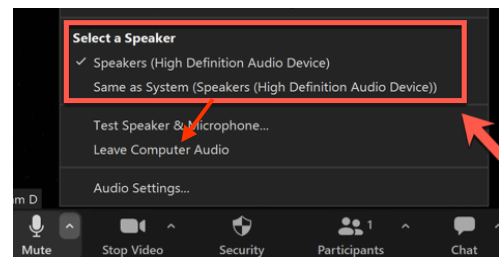
Reactions  allows you to raise your hand and respond using emojis.

MY AUDIO ISN'T WORKING

Try different speakers.

Click the **arrow** next to the **Microphone** icon.
Under **Select a Speaker**, try a different speaker.

Make sure your computer or speakers aren't turned down or off.



Still doesn't work? Phone into Zoom - 1 (646) 876-9923

Meeting ID: 5539024544#

Mute after login (*6 to mute/unmute your phone)

MY VIDEO ISN'T WORKING

1. If the camera icon has a line through it, click the **Start Video** icon to enable the webcam.

2. If that doesn't work, **try selecting a different camera in Zoom**. Click the small **arrow** next to the **Video** icon and select a different camera from the list of options

3. Check if the **camera cover at the top of your computer is closed** or the camera lens is covered.

